


Diccionari visual d'imatges

(Usuari bàsic A)



Generalitat de Catalunya
Departament d'Educació

Direcció General d'Ordenació i Innovació Educativa
Subdirecció General de Llengua i Cohesió Social



Diccionari visual d'imatges

Pilar Arnáiz
Gemma Carreras
Fefa Gómez
Rosa M. Via
David Martínez
(il·lustrador)

Descripció del Diccionari Visual

El Diccionari Visual està format per :

- 240 imatges (cromos) del vocabulari principal de les diferents unitats temàtiques
- 240 paraules corresponents a les imatges (cromos) anteriors
- graelles de control

L'ordre de les categories del Diccionari Visual és el següent :

1. La classe
2. Els colors
3. L'escola
4. El cos
5. Els vestits
6. La família
7. La casa
8. Les botigues
9. El menjar
10. Accions
11. Els animals
12. La ciutat
13. Els vehicles
14. Els oficis
15. Situacionals

COM FUNCIONA ?

- Per utilitzar-lo cal tenir colors, tisores i cola.
- És aconsellable que els alumnes acolorixin els cromos del Diccionari per tal de fer-lo més atractiu.
- En acabar la unitat de cada quadern de treball, o durant el treball, els alumnes pintaran, retallaran les imatges i doblegaran les solapes. En el quadern del Diccionari Visual trobaran les diferents categories i els noms de les imatges retallades.
- Els alumnes hauran de col·locar els cromos a les caselles corresponents i els hauran d'enganxar procurant que les solapes estiguin doblegades com cal (per la línia de punts). Cal recordar-los que les solapes no s'han d'enganxar, ja que no se'n podrien llegir els noms.
- Els alumnes es col·loquen en parelles. Un alumne/a fa les preguntes: "Què és això?", i comprova les respostes aixecant les solapes del cromo. El company /a respon les preguntes.
- Al final del quadern del Diccionari Visual hi ha una graella de control. Cada vegada que el fan servir, apuntaran la data i la seva puntuació a la casella "n^o d'encerts"; d'aquesta manera podran veure com milloren els seus coneixements. Un cop l'alumne/a ha respost les preguntes del company/a, s'intercanvien els papers. És important que els alumnes revisin i practiquin les paraules que han fallat.
- El Diccionari Visual és un instrument molt útil perquè els alumnes puguin posar a prova la seva memòria.

ALTRES SUGGERIMENTS

El Diccionari Visual ofereix altres possibilitats d'utilització:

a) material complementari per al professorat

El professor/a pot fotocopiar, ampliar i plastificar les imatges i paraules per tal de tenir al seu abast un material útil per introduir i presentar el nou vocabulari. El procediment a seguir seria el següent :

1. Presentar poques paraules a la vegada.

- Aixecar un cartronet, ensenyar-lo i dir la paraula corresponent en veu alta.
- Aixecar un cartronet, ensenyar-lo, dir el nom i que els alumnes el repeteixin.

2. Col·locar els cartronets penjats a la classe.

- Dir els noms un per un.
- Dir els noms en veu alta i els alumnes assenyalen el dibuix corresponent.
- Repartir els cartronets entre els alumnes. Quan el professor/a diu una paraula, l'alumne/a que té el cartronet l'aixeca.
- El professor/a ensenya una part del cartronet i els alumnes han d'endevinar-ne la imatge.
- S'enganxen els cartronets a la pissarra. Es demana als alumnes que tanquin els ulls, mentre se'n desenganxa un. Seguidament, es demana que endevinin quin és.
- El professor/a amaga un cartronet darrera l'esquena i demana que endevinin quin és.

3. Mostrar els cartronets i la paraula escrita corresponent:

- S'ensenya un cartronet i es van mostrant les paraules. Quan troben la paraula que li correspon, els alumnes han de dir el nom de la imatge del cartronet.
- Es reparteixen els cartronets i les paraules. Han d'aparellar dibuix - paraula.
- Es reparteixen els cartronets de les paraules. Els alumnes miren la paraula que els ha tocat durant uns segons, giren els cartronets i intenten d'escriure-la de memòria. Després, giren de nou el cartronet i comproven si l'ortografia és correcta. Es pot repetir aquest procediment fins que escriuen la paraula correctament.

b) material manipulatiu per a l'alumnat

Els cromos del Diccionari Visual poden resultar molt útils abans d'enganxar-los al quadern. Activitats com les que es presenten a continuació en són un exemple:

- El professor/a dirà els noms d'uns quants cromos i els alumnes els hauran de posar a la taula en l'ordre indicat. Després, es comprovarà l'ordre correcte dels cromos.
- A l'hora de retallar els cromos, se'ls pot demanar que ho facin seguint les instruccions del professor/a; "primer retalleu el ..., ara retalleu la ...).
- Quan es tenen els cromos retallats, els alumnes els col·loquen sobre la taula cara amunt. El professor/a dirà un nom, per exemple; "cadira". L'alumne/a buscarà el cromo corresponent, l'aixecarà i dirà "una cadira"/ "la cadira" / "aquesta cadira" / "la meva cadira"...segons el determinant que es vulgui practicar.
- En les unitats temàtiques de "Els oficis" o "La família", també es poden treballar els pronoms; "Ella és infermera" / "Ell és fuster" / "Ella és la mare".
- En temes com els de "El menjar" o "Les botigues", el professor/a dirà un nom, per exemple "pomes" i l'alumne/a haurà de trobar el cartronet i emprar l'estructura "m'agrada / no m'agrada/ m'agraden / no m'agraden", d'acord amb els seus gustos.

c) Jocs

BINGO

Per jugar al Bingo cal una targeta com aquesta:

- Cada alumne/a escull 6 paraules del vocabulari que acaba d'aprendre. Escriu i / o dibuixa una paraula/objecte a cada casella.
- S'agafen els cartronets del vocabulari i es van traient a l'atzar. Quan el cartronet correspon a una de les caselles d'un alumne/a , aquest/a haurà de ratllar la casella amb una creu. Quan un alumne/a hagi ratllat totes les seves caselles dirà "Bingo". El joc s'acaba en aquest moment i l'alumne/a que ha dit BINGO haurà de dir el que hi havia en cada casella que ha ratllat.

MEMORI

- S'hi pot jugar amb els cromos del Diccionari Visual abans d'enganxar-los al quadern. S'hi juga en parelles.
- Els jugadors ajunten els cromos que acaben de retallar, els barregen i els estenen de cap per avall a la taula. Han de quedar ben alineats.
- Per torns, cada jugador posa 2 cromos de cara enlaire i en diu els noms de les imatges o de les paraules. Si són iguals, retira els cromos de la taula i se'ls queda en una pila; si són diferents els torna a posar de cap per avall en la mateixa posició.
- El joc acaba quan ja no queden cromos a la taula. El guanyador/a serà qui tingui el nombre més elevat de parelles de cromos a la seva pila.

RÀPID

- Es necessiten cartronets amb els dibuixos i amb les paraules.
- Es fan 2 piles; un alumne/a té els cartronets dels dibuixos i l'altre/a, el de les paraules.
- Han d'aixecar simultàniament el primer cartonet de cada pila. Si la paraula coincideix amb el dibuix, han de dir-ne el nom . El primer que el digui s'emporta els dos cartronets.
- Guanya qui n'aconsegueixi més.

MARRO


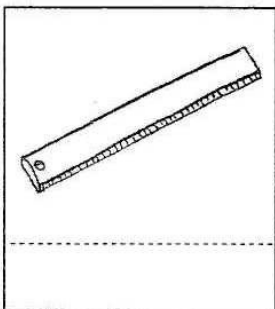
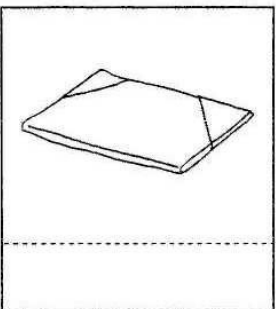
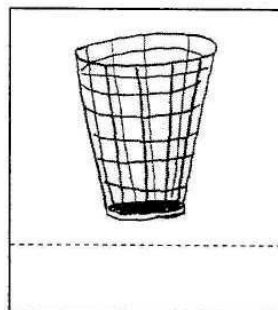
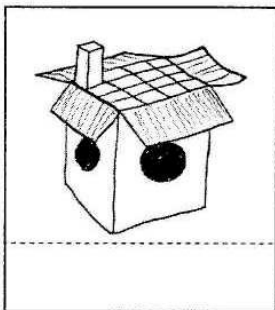
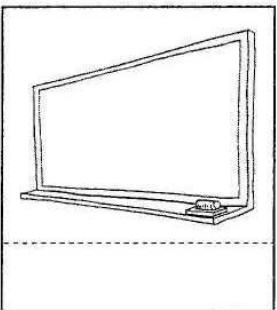
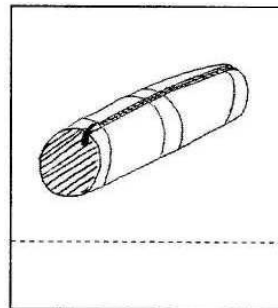



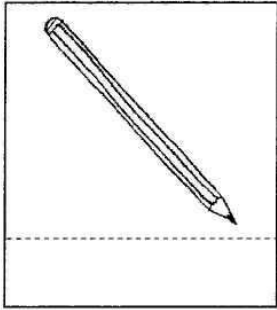
- Es trien 9 dibuixos d'una unitat lèxica.
- Es posen boca avall en forma de matriu 3 x 3 . Cada un té un número al darrera (si el grup es nombrós, també es poden enganxar a la pissarra).
- Es fan dos equips. Cada equip té un color.
- El primer equip tria un número. El professor gira el cartonet que té el número corresponent i els alumnes han de dir com es diu el dibuix del cartonet triat. Un dels jugadors de l'equip l'ha d'escriure. Si ho fa bé, es pinta una rodona del mateix color que l'equip. Si no ho fa bé, passa el torn a l'altre equip.
- Guanya el primer equip que aconsegueix fer tres en ratlla.
- Variant del joc: es pot fer quatre en ratlla si es fan servir més cartronets.

1	2	3
4	5	6
7	8	9

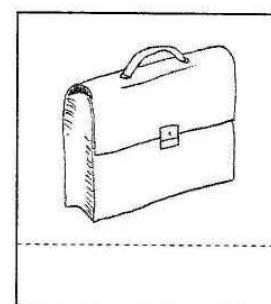
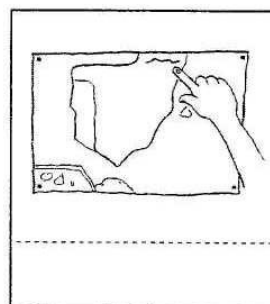
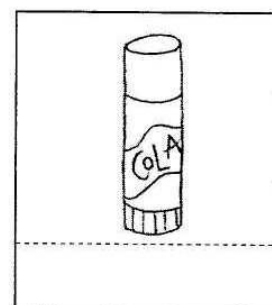
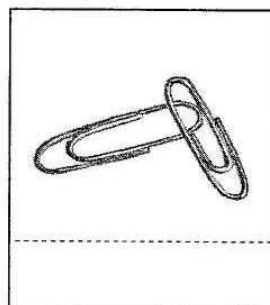
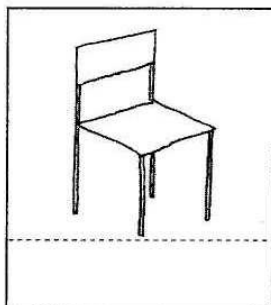
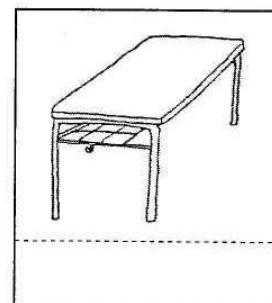

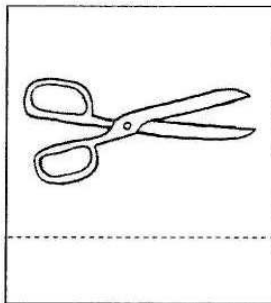
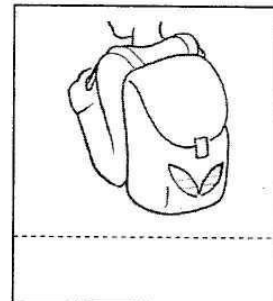
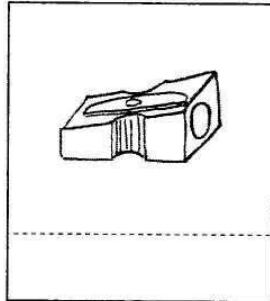
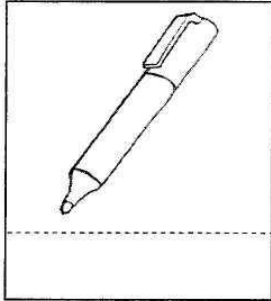
JOC DE MEMÒRIA

- Es posen els cartronets de dibuixos o bé de paraules boca avall en una pila.
- En parelles, el primer jugador aixeca el primer cartronet i en diu el nom de la imatge, per exemple: "1. Orella ", i es queda el cartronet.
- El següent jugador ha de dir: "1. Orella, 2. (aixeca un altre cartronet i en diu el nom del dibuix o en llegeix la paraula).
- Qui aconsegueix recordar més paraules, guanya.








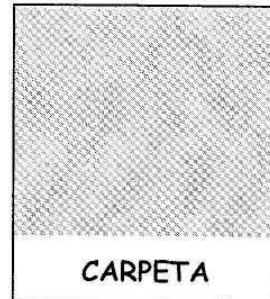

LA CLASSE













LA CLASSE



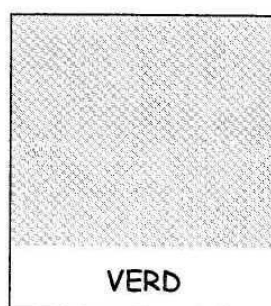









LA CLASSE



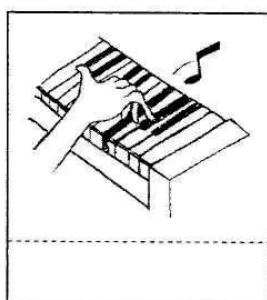



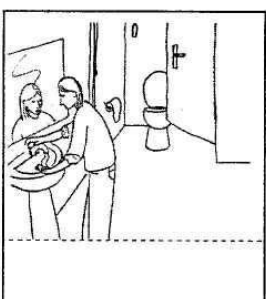



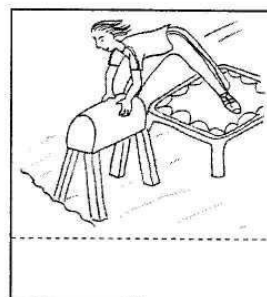


LA CLASSE










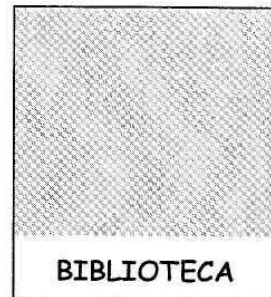


ELS COLORS



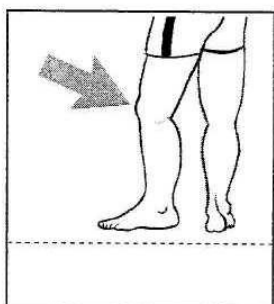
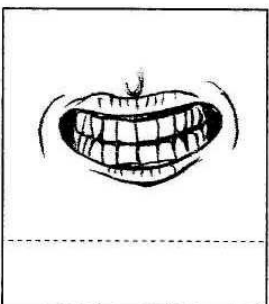
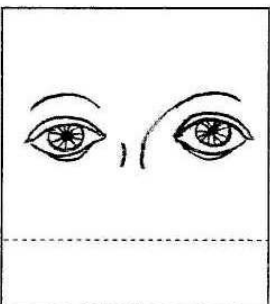
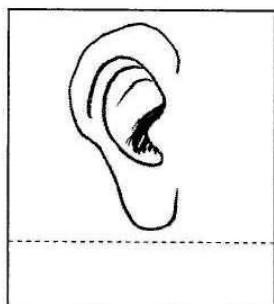
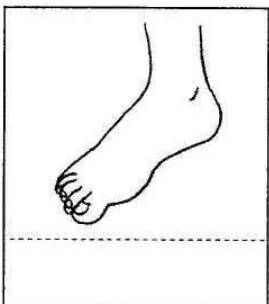
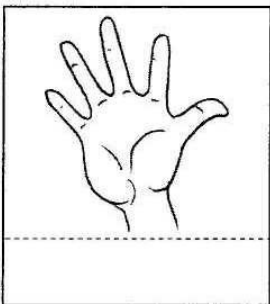
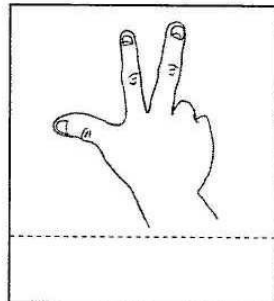

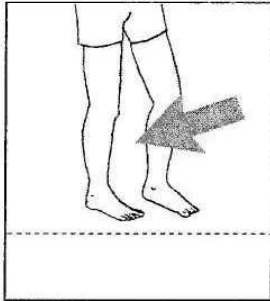
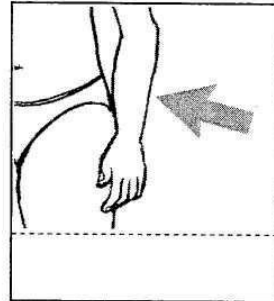
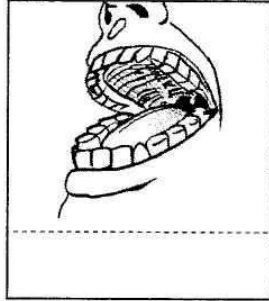

L'ESCOLA








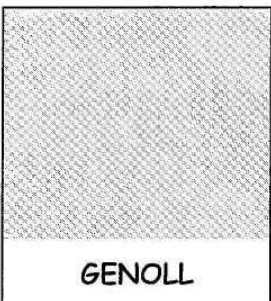






L'ESCOLA



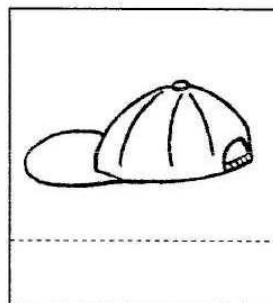
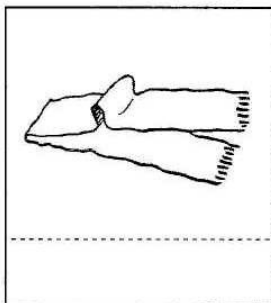
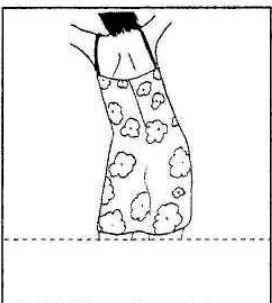
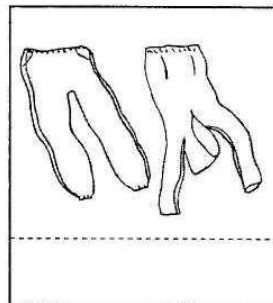
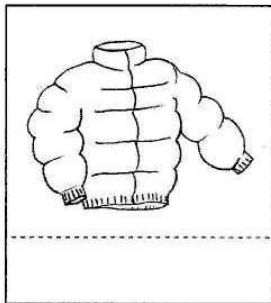
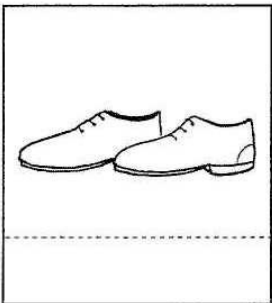
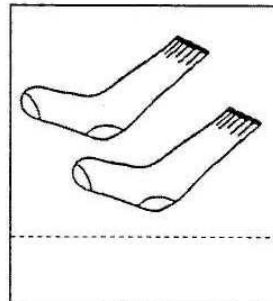
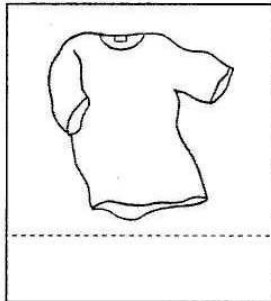
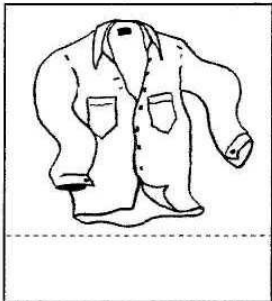
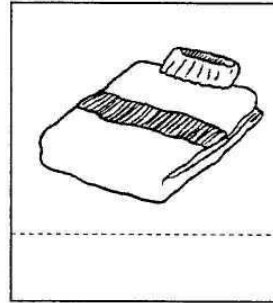
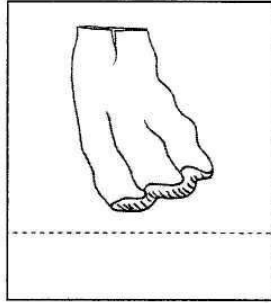
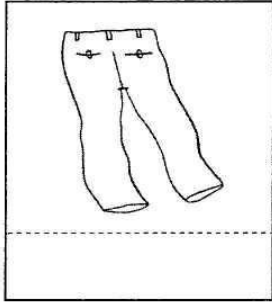
EL COS



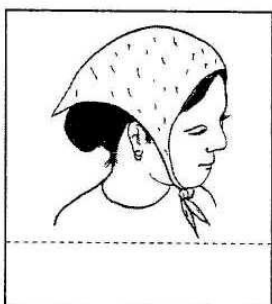
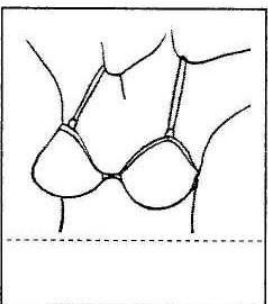
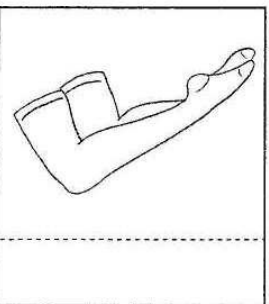

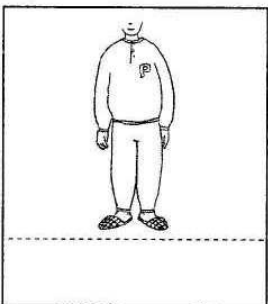
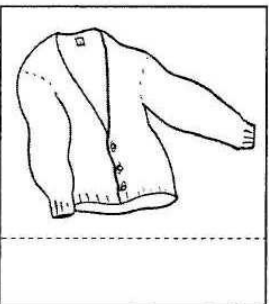
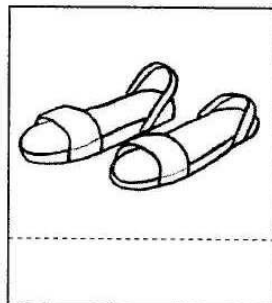
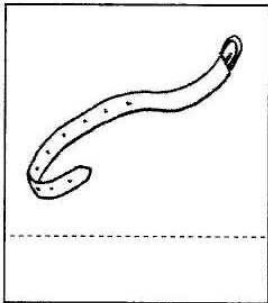
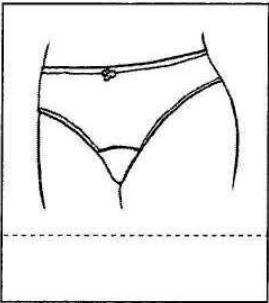
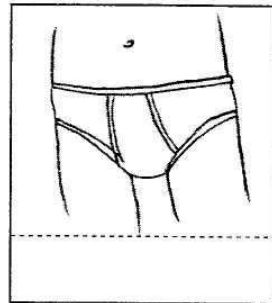
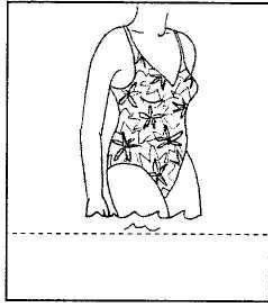
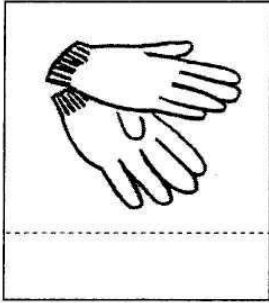
EL COS










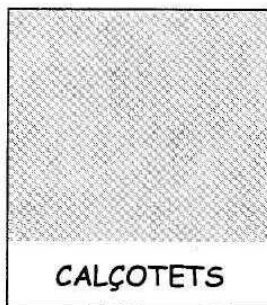
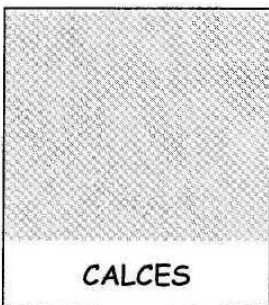



ELS VESTITS




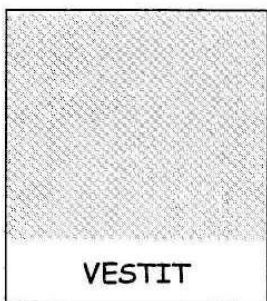




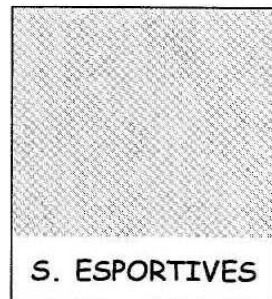

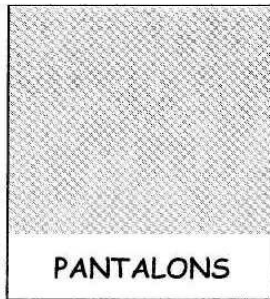
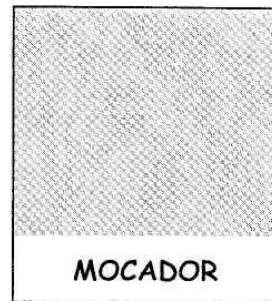

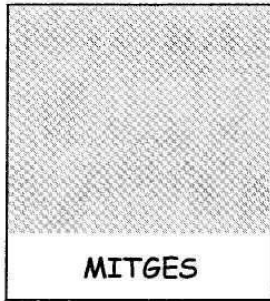
ELS VESTITS



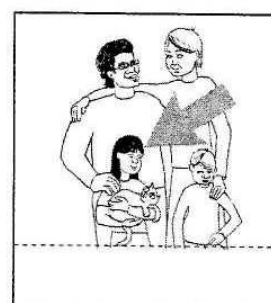









ELS VESTITS





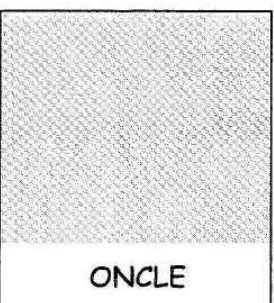



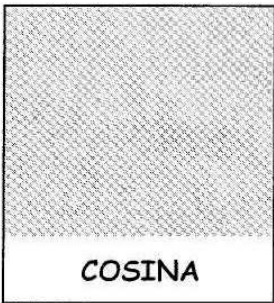



ELS VESTITS





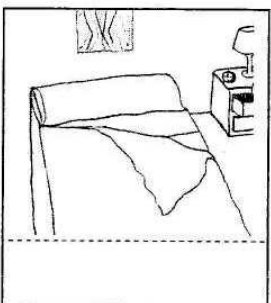
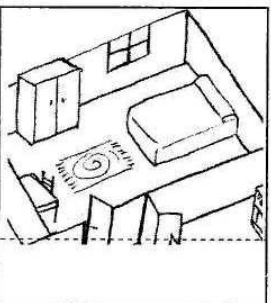
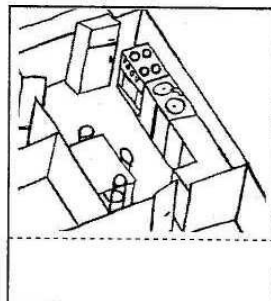

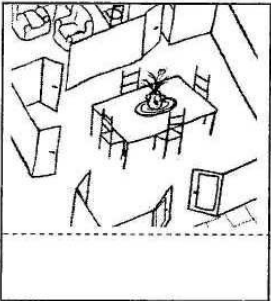

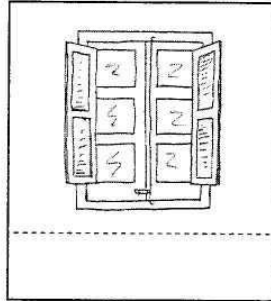

LA FAMILIA












LA FAMÍLIA




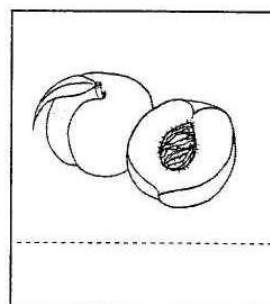

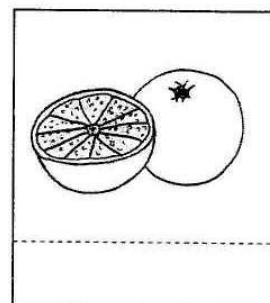
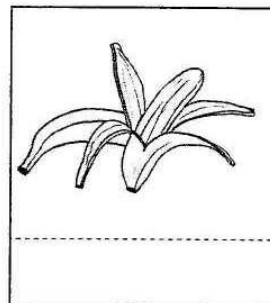
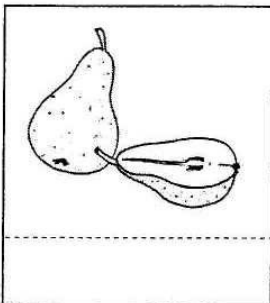
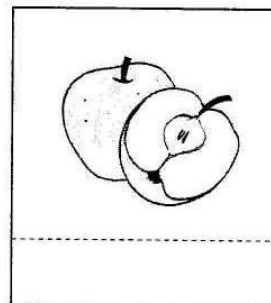



LA CASA



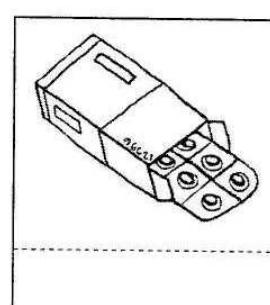
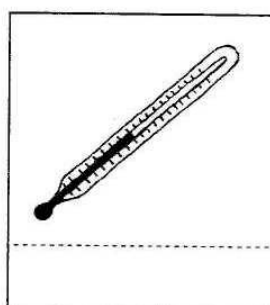
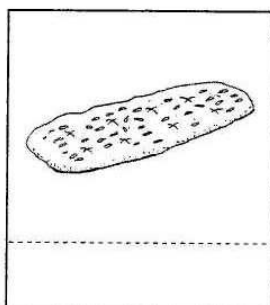
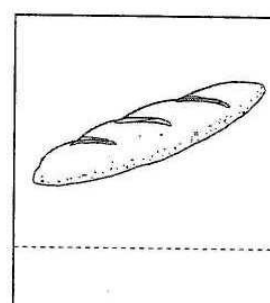

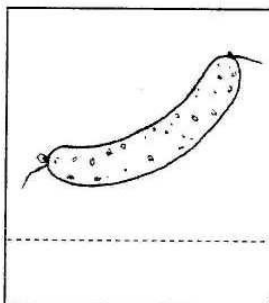
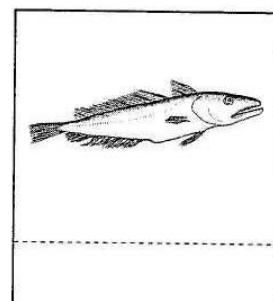
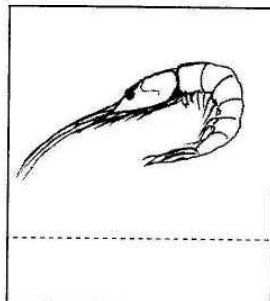

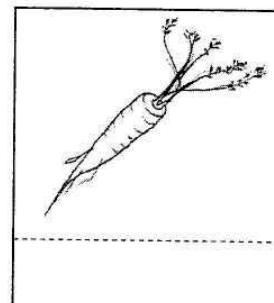
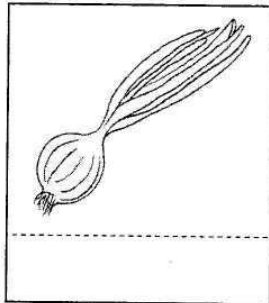
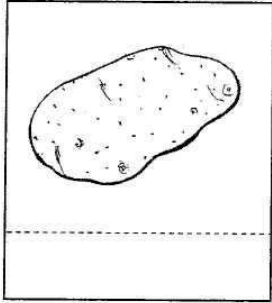
LA CASA










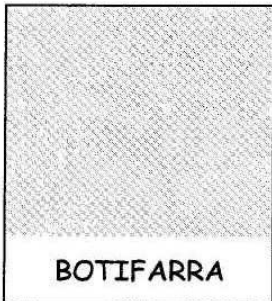



LES BOTIGUES














LES BOTIGUES



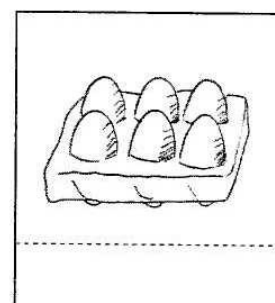

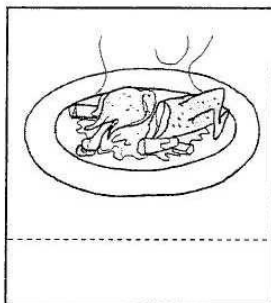
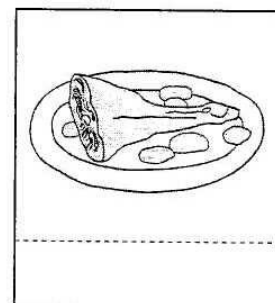



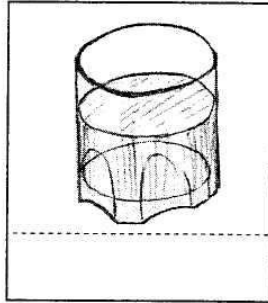
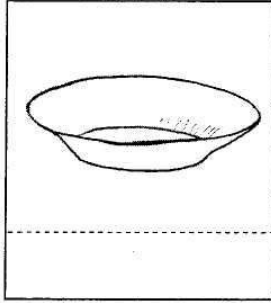
LES BOTIGUES



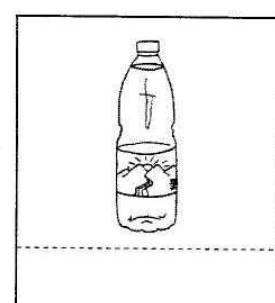

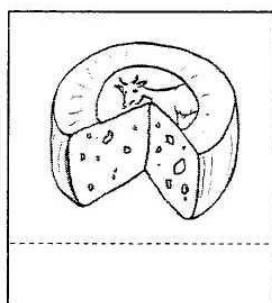
LES BOTIGUES




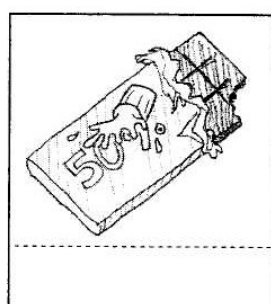

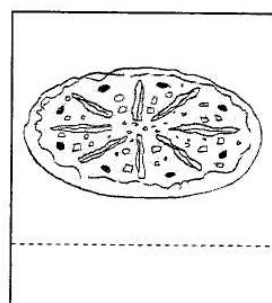



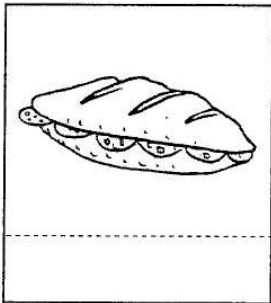



EL MENJAR




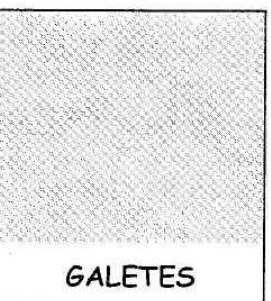


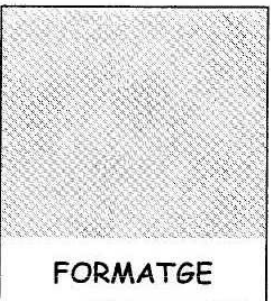

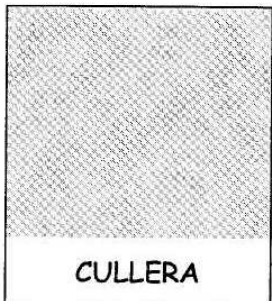




x











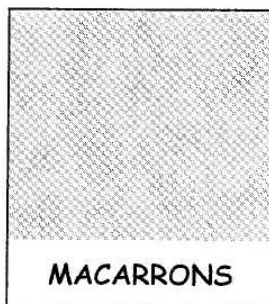



EL MENJAR




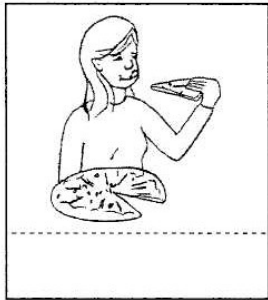

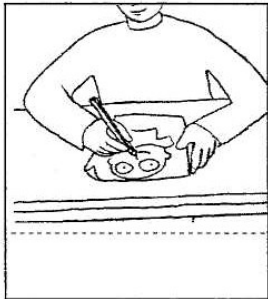
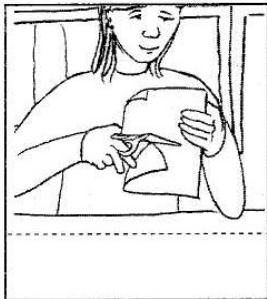



EL MENJAR





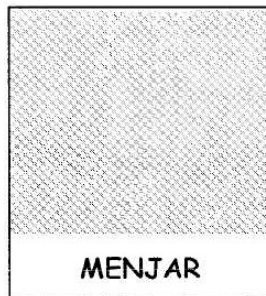

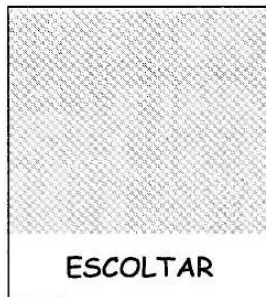



EL MENJAR



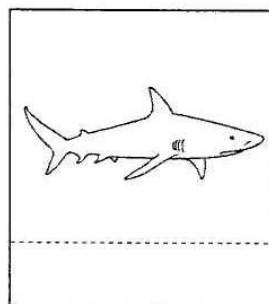










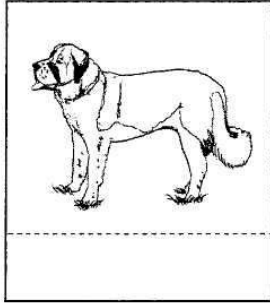
ACCIONES



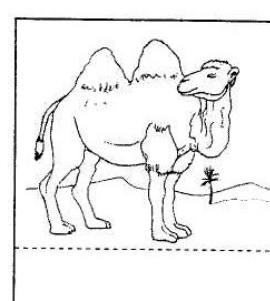
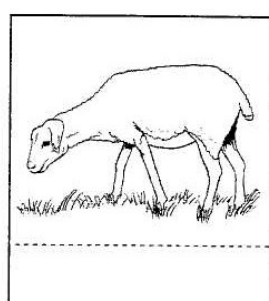


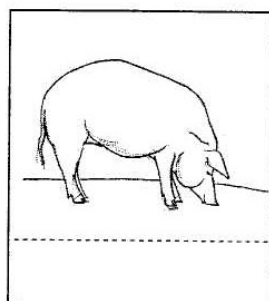
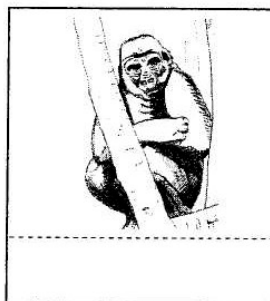


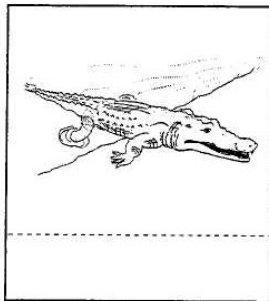
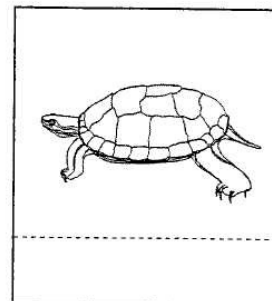


ACCIONS













ELS ANIMALS














ELS ANIMALS



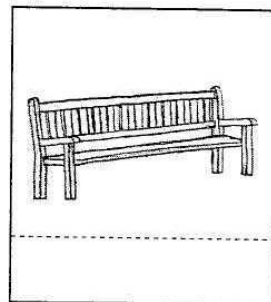

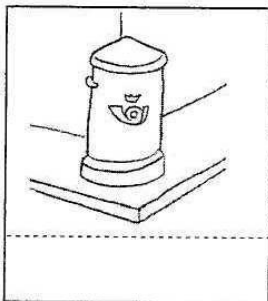


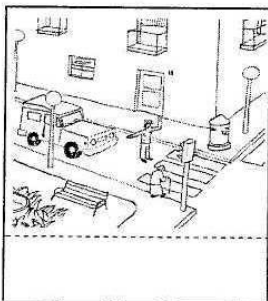


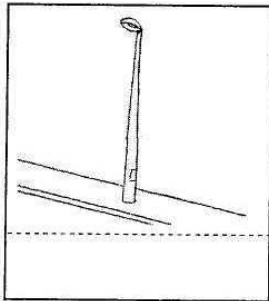


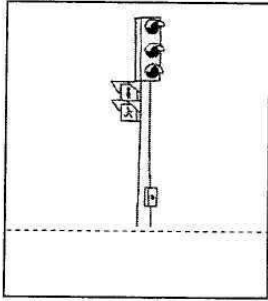
ELS ANIMALS



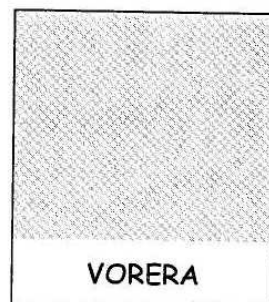
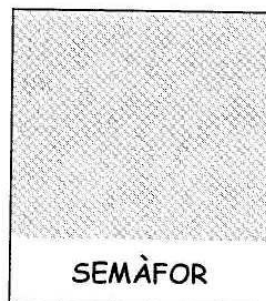

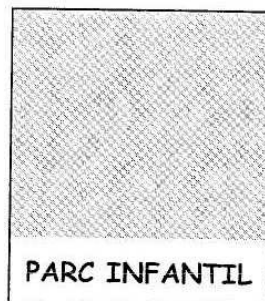





ELS ANIMALS




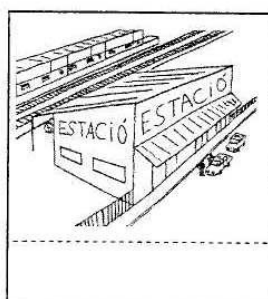


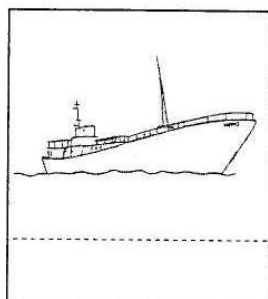




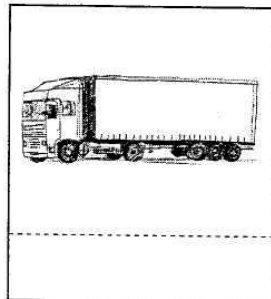

LA CIUTAT










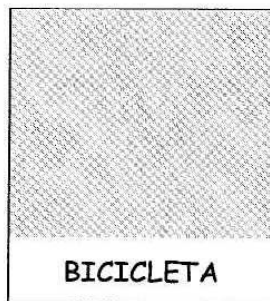


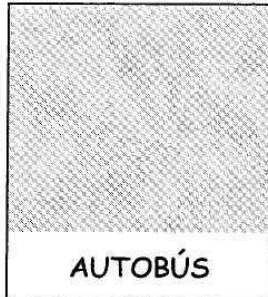
LA CIUTAT




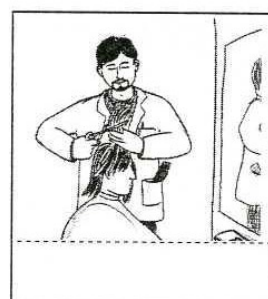

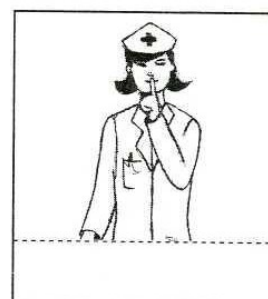
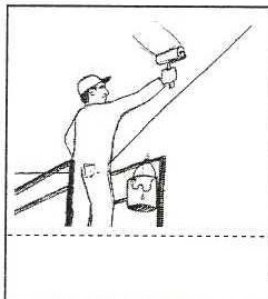


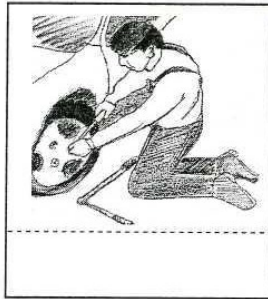


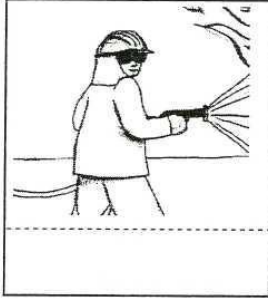
ELS VEHICLES










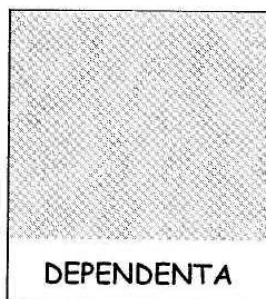
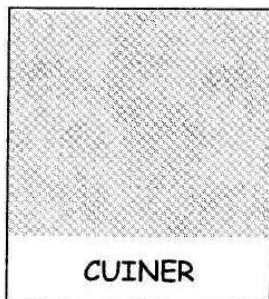
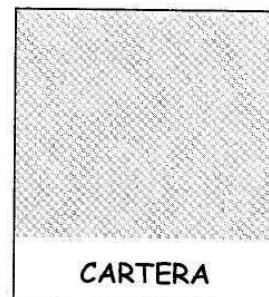


ELS VEHICLES







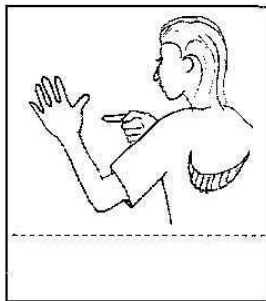
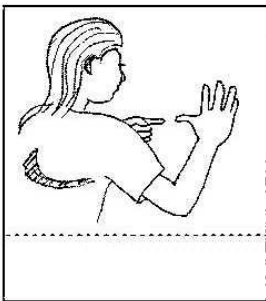
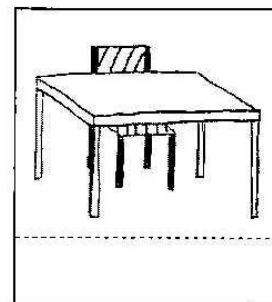
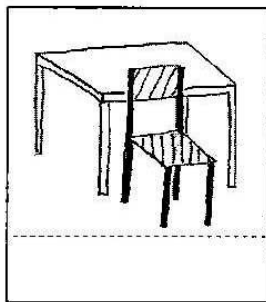
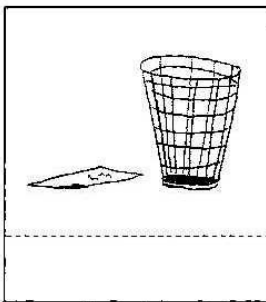
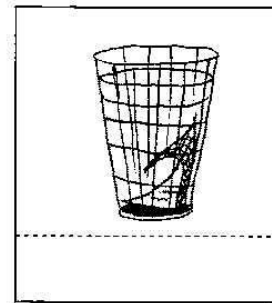
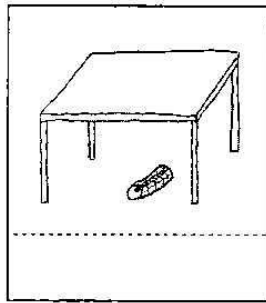
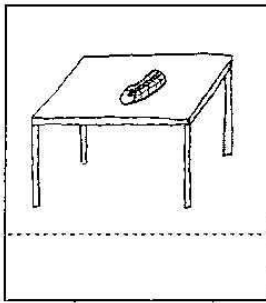
ELS OFICIS



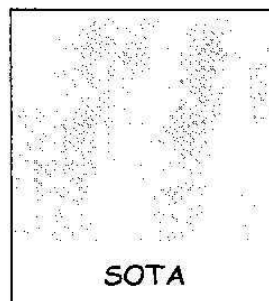










ELS OFICIS



SITUACIONALS



SITUACIONALS



CONTROL DICCIONARI VISUAL

CATEGORIES	DATA	ENCERTS
1. LA CLASSE		
1. LA CLASSE		
1. LA CLASSE		
2. ELS COLORS		
2. ELS COLORS		
2. ELS COLORS		
3. L'ESCOLA		
3. L'ESCOLA		
3. L'ESCOLA		
4. EL COS		
4. EL COS		
4. EL COS		
5. ELS VESTITS		
5. ELS VESTITS		
5. ELS VESTITS		

CONTROL DICIONARI VISUAL

CATEGORIES	DATA	ENCERTS
6. LA FAMÍLIA		
6. LA FAMÍLIA		
6. LA FAMÍLIA		
7. LA CASA		
7. LA CASA		
7. LA CASA		
8. LES BOTIGUES		
8. LES BOTIGUES		
8. LES BOTIGUES		
9. EL MENJAR		
9. EL MENJAR		
9. EL MENJAR		
10. ACCIONS		
10. ACCIONS		
10. ACCIONS		

CONTROL DICIONARI VISUAL

CATEGORIES	DATA	ENCERTS
11. ELS ANIMALS		
11. ELS ANIMALS		
11. ELS ANIMALS		
12. LA CIUTAT		
12. LA CIUTAT		
12. LA CIUTAT		
13. ELS VEHICLES		
13. ELS VEHICLES		
13. ELS VEHICLES		
14. ELS OFICIS		
14. ELS OFICIS		
14. ELS OFICIS		
15. SITUACIONALS		
15. SITUACIONALS		
15. SITUACIONALS		

